







JEREMY JACKRABBIT'S ACTIVITIES

A JUMPING JOURNEY TO J-WORDS!



-  Print page 2. It has pictures of some words that begin with the **j** sound—and some words that do NOT! It also has the letter **j**. Color the **j green** and also color the pictures, if you like.
-  Cut out all the pictures and the **j**. Say the names for all the pictures aloud.
-  Place the **j** on the floor. Then place the pictures in a circle around it, about three feet away from the **j**.
-  Stand beside the **j** and jump over to (but not on top of!) a picture that begins with the **j** sound, saying the word aloud as you jump.
-  Now jump back to the **j** and jump to the next word that begins with the **j** sound, saying the word as you jump.
-  Did you make it all the way around the circle without missing a word that begins with the **j** sound? If not, try again!



JUST FOR FUN! Tie some jingle bells around your ankles so you jingle like Jeremy when you jump!



For use with A JUMPING
JOURNEY TO J-WORDS!



JEREMY JACKRABBIT'S JUMP ROPE GAME



Play this game in groups of three!

- 🌰 Two rope turners sit on the floor, and each takes one end of a jump rope. They pull the jump rope straight and hold the ends about 6 inches off the floor.
- 🌰 The third person, the “jumper,” listens while each word in the word bank below is read aloud.
- 🌰 If the word contains the **j** sound, the jumper jumps over the rope.
- 🌰 The rope turners count the number of times the jumper jumps over the rope.
- 🌰 As soon as the jumper jumps 3 times, switch positions so everyone has a turn to jump! By the end of the game, did each player jump 3 times?

WORD BANK

Jeremy	rope	joke	jaw	contest	Japan	jellyfish
carrot	juice	muffins	jingle	bells	journey	JUMP!





Hi, kids!

Jumping Jackrabbits! Just wait till you try one of my mini-muffins. They're JOLLY good! Enjoy!

Your pal,
Jeremy Jackrabbit







JEREMY JACKRABBIT'S CARROT MINI-MUFFINS

(Remember! Ask an adult for permission and help before you start.)

Preheat oven to 375 degrees Fahrenheit.






Lightly grease cups in non-stick mini-muffin tins with canola oil.

In a large bowl, mix together:








-  2 cups whole bran cereal
-  1-1/4 cups milk
-  1/3 cup canola or safflower oil
-  2 beaten eggs

Let stand for 10 minutes.

Stir in:

-  1-1/2 cups grated raw carrot
-  1 Granny Smith apple, peeled and grated
-  1/2 cup shredded coconut (optional)
-  1/2 cup golden raisins (optional)
-  1/2 cup chopped walnuts (optional)

In another bowl, mix together:

-  1-1/4 cups flour
-  1/2 cup packed-down brown sugar
-  1/2 cup granulated sugar
-  2 teaspoons baking powder
-  1 teaspoon baking soda
-  1 teaspoon ground cinnamon
-  1/2 teaspoon salt

Combine all ingredients.

Fill muffin cups 3/4 full.

Bake at 375 degrees for 15–18 minutes.

Makes 52 delicious mini-muffins!

Be sure to put this recipe in your Animal Antics recipe folder!



NOTE TO PARENT/TEACHER: Make sure children are not allergic to any of the ingredients in this recipe.