

# GERTIE GORILLA'S ACTIVITIES

## GIFTS FOR GERTIE GORILLA, TESSA TIGER, AND DILLY DOG!



- 🌰 Print page 2 with pictures of 12 gifts. Each has a word with the **g** sound at the beginning, middle, or end of the word. There are also pictures of Gertie Gorilla, Tessa Tiger, and Dilly Dog. Color and cut out all the pictures.
- 🌰 Put the pictures of Gertie Gorilla, Tessa Tiger, and Dilly Dog in front of you. Where is the **g** sound in the animal name? Is it at the beginning, middle, or end?
  - ☀️ GORILLA has the **g** sound at the \_\_\_\_\_ of the word.
  - ☀️ TIGER has the **g** sound in the \_\_\_\_\_ of the word.
  - ☀️ DOG has the **g** sound at the \_\_\_\_\_ of the word.


Now let's give Gertie, Tessa, and Dilly their gifts!

- 🌰 Look at the picture on each gift. Say the word for the gift aloud.
  - ☀️ If the word begins with the **g** sound, place it below the gorilla.
  - ☀️ If the word has the **g** sound in the middle, place it below the tiger.
  - ☀️ If the word ends with the **g** sound, place it below the dog.
- 🌰 How many gifts did Gertie Gorilla receive? Tessa Tiger? Dilly Dog?

# Gertie Gorilla Printable Activity Page 2



For use with GIFTS FOR GERTIE GORILLA, TESSA TIGER, AND DILLY DOG!



(Pictures: gum, bug, grapes, flag, magnet, wagon, guitar, pig, ghost, eagle, mug, dragon)

### TELL A STORY!

- 🌰 Tell a story about the most surprising gift that Gertie Gorilla received. What adventures did she have with this gift?
- 🌰 Tell a story about Tessa Tiger's favorite gift. Why was she so happy to receive it? What did she do with it?
- 🌰 Tell a story about the problem caused by one of Dilly Dog's gifts. Oh, dear! What happened?





Hi, kids!


Try my glazed carrots. . . . I think you'll like them!  
They're GLORIOUS, and they taste GOOD! You'll be  
singing and swinging like me after you eat them.

Your pal,  
Gertie Gorilla



### GERTIE GORILLA'S GLORIOUS GLAZED CARROTS

(Remember! Ask an adult for permission and help before you start.)







Wash 1/2 lb. carrots and cut into 1/4 inch slices.

Cook carrots in 1/4 cup water until tender, about 6–8 minutes.

Drain.

While carrots are cooking, whisk together in small bowl:

-  1/4 cup orange juice
-  1 Tbsp. brown sugar
-  1/4 tsp. powdered ginger
-  1 tsp. melted butter

Add orange mixture to cooked and drained carrots. Toss until  
carrots are well coated and serve immediately.

Makes 3 kid-sized servings.

Be sure to put my recipe in your Animal Antics recipe folder!

**NOTE TO PARENT/TEACHER:** Make sure children are not allergic to any of the ingredients in this recipe.