








# ZACHARY ZEBRA'S ACTIVITIES

## ZACHARY ZEBRA'S ZIPPITY ZOOMING RACE!

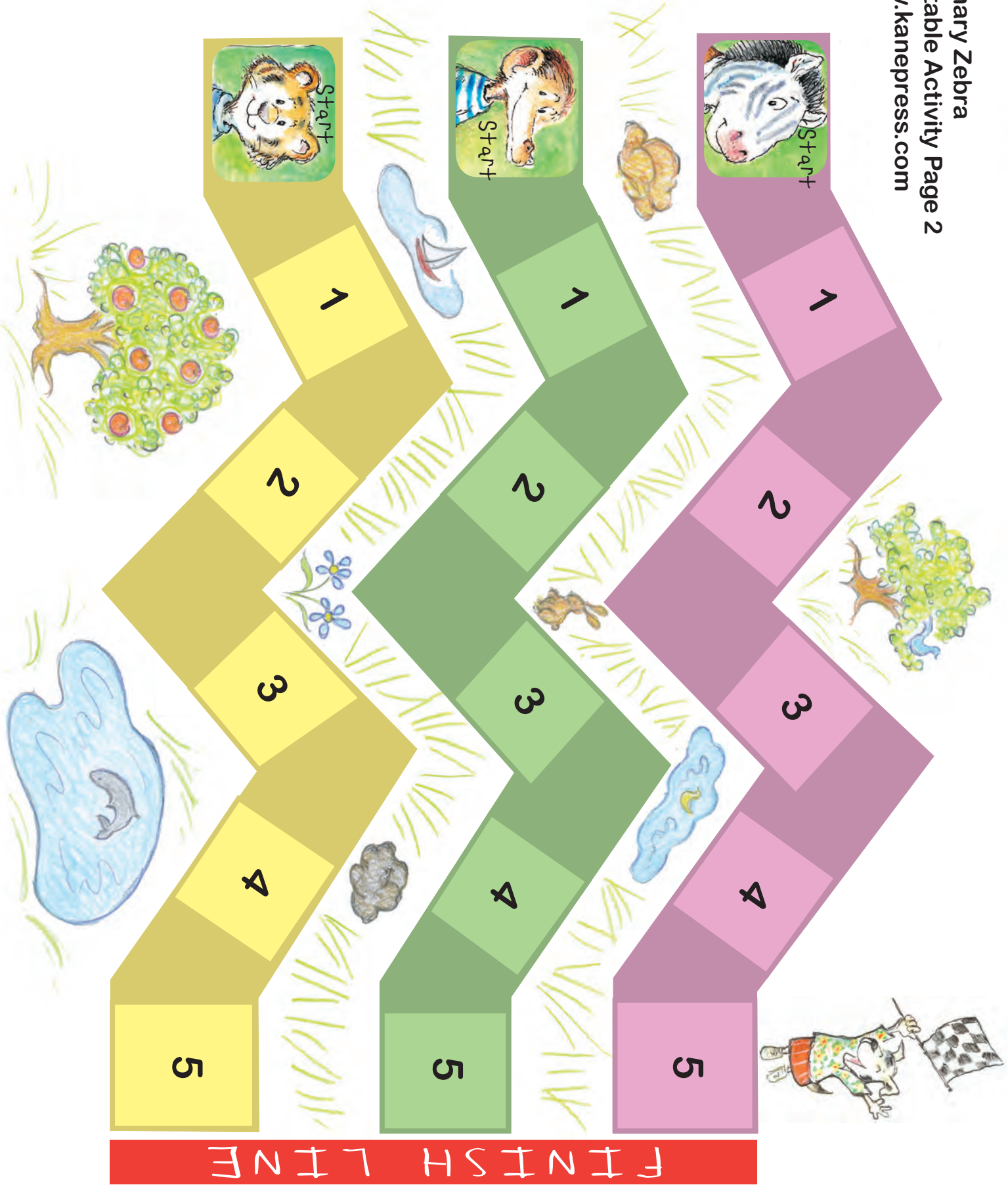
-  Print pages 2 and 3. Page 2 has a “zigzag” game board for Zachary Zebra’s race with Bobby Baboon and Tessa Tiger. Page 3 has 15 game cards and three game markers.
-  First cut out the game markers for Zachary, Bobby, and Tessa.
-  Next cut apart the game cards, mix them up, and stack them face down.


### Now you’re ready to zoom!

-  Draw the top card and say the word for the picture. If it begins with the **z** sound, move Zachary ahead one space. If the word begins with the **b** sound, move Bobby ahead one space. If the word begins with the **t** sound, move Tessa ahead one space.
-  Who zippity zoomed to the finish line first?

Now mix up the game cards and see who wins the race **THIS** time!








(Pictures: zipper, zebra, zigzag, zero, zoo, bee, bed, bread, banana, bike, tree, tent, tie, turtle, tack)



## TELL A SILLY ZOEY ZOMBIE STORY!

- Print page 5, “A Silly Zoey Zombie Story.” Look at the Picture Bank at the bottom of the page. It has 7 pictures of words containing the **z** sound.
- First cut off the Picture Bank, and then cut the pictures apart. Place them on the table in front of you.



### Now you're ready to make a silly zombie story!

- Listen to the sentences in the story being read aloud.
- Choose a word picture to finish each sentence, place it in the picture box, and say the word aloud.
- Now follow along as someone reads the story straight through. You can say the **z** words for the pictures you chose!
- When you have finished the story, mix up the pictures and make up a new story!

### ZACHARY ZEBRA'S SING-ALONG SUGGESTION!

Zip-A-Dee-Doo-Dah  
Music by Allie Wrubel  
Lyrics by Ray Gilbert  
Performed by James Baskett  
© 1945 Walt Disney Music Company






For use with TELL A SILLY ZOEY ZOMBIE STORY!


A SILLY ZOEY ZOMBIE STORY

Zoey Zombie wanted to play.


First she found one friend, a zombie




Then she found another friend, a zombie



The three zombie pals played "Pin the Tail on the



On her way home, Zoey picked a huge



Mama Zombie put it on top of a tasty



zucchini



zinnia



pizza



pretzel



grizzly



lizard



zebra





Hi, kids!

Zowie! Try these zip-a-dee-doo-dah zucchini boats. They'll make you feel like zipping and zooming! They are zee-licious!

Your pal,  
Zachary Zebra



## ZACHARY ZEBRA'S ZIPPY ZUCCHINI BOATS

(Remember! Ask an adult for permission and help before you start.)

This recipe makes 4 servings.

Preheat oven to 350 degrees Fahrenheit.

Brush a small casserole dish with oil and set aside.

Split lengthwise and scoop out seeds from:

- 🥜 2 medium zucchini (Do not remove stem.)

Mix together filling for boats:

- 🥜 1/2 cup cottage cheese
- 🥜 1 egg, beaten well
- 🥜 1 finely chopped green onion
- 🥜 1 Tablespoon minced red bell pepper
- 🥜 1/8 cup fine breadcrumbs
- 🥜 1/2 teaspoon dried basil
- 🥜 salt and pepper to taste

Arrange zucchini boats in casserole dish.

Fill boats with cottage cheese mixture.

Sprinkle tops of boats with:

- 🥜 1/4 cup grated Parmesan cheese.

Bake at 350 degrees for 30–40 minutes, until lightly browned.



Be sure to put this recipe in your Animal Antics recipe folder!

**NOTE TO PARENT/TEACHER:** Make sure children are not allergic to any of the ingredients in this recipe.



For use with the Try This! activity on page 32  
of *Zachary Zebra's Zippity Zooming*

