

UMMA UNGKA'S ACTIVITIES

UMBRELLA WORDS and UKULELE WORDS

- Print page 2. This page shows pictures of an *umbrella* and a *ukulele*. It also shows 12 word pictures.
- Some pictures are of words that contain the **short u** sound that you hear at the beginning of **u**mbrella. Other pictures are of words that contain the **long u** sound you hear at the beginning of **u**kulele. Listen to an adult say the word for each picture. Then cut the pictures out.

Now it's time to sort the pictures!

- Pick up each picture, one at a time, and say the word slowly. If the word contains a **short u** sound, put it on the **u**mbrella. If it contains a **long u** sound, place it on the **u**kulele.
- How many pictures did you place on the umbrella? How many did you place on the ukulele?

(You should have 6 on the umbrella and 6 on the ukulele.)

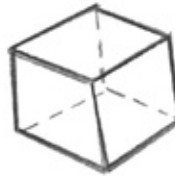


For use with UMBRELLA WORDS AND UKULELE WORDS!

ū



ū



(Pictures: unicorn, bug, bus, music, drum, duck, cube, tube, uniform, sun, unicycle, mug)

MAKE UMMA UNGKA'S UMBRELLA!

You will need:

- ~ an umbrella (ask an adult if you may borrow an old umbrella)
- ~ string (eight 8-inch pieces)
- ~ glue

- Print page 5 with pictures of 16 butterflies. On each butterfly is a word containing the **short u** sound. Color the butterflies if you like and cut them out.



















Let's make Umma Ungka's umbrella!

- Tie one end of a piece of string to the tip of each umbrella rib. (You will have eight strings hanging down from the umbrella.)
- Sandwich the other end of each piece of string between two paper butterflies and glue them together. (**HINT:** Be sure to apply glue to the string, too.)
- Now sound out all the butterfly words hanging from the umbrella. What does each word mean?
- Did you sound out all the words correctly? Congratulations! You are a COOL reader!

For use with MAKE UMMA UNGKA'S UMBRELLA!



 <p>cub</p>	 <p>cup</p>	 <p>cut</p>
 <p>dug</p>	 <p>fun</p>	 <p>gum</p>
 <p>hug</p>	 <p>hut</p>	 <p>jug</p>
 <p>nut</p>	 <p>mud</p>	 <p>mug</p>
 <p>pup</p>	 <p>rug</p>	 <p>sun</p>
 <p>tub</p>		

Hi, kids!

Yum, yum, yum! A COOL salad tastes delicious on a hot, sunny day. And you'll feel cool as a cucumber after you eat this healthy treat.

Your chum,
Umma Ungka



UMMA UNGKA'S "COOL AS A CUCUMBER" SALAD

(Remember! Ask an adult for permission and help before you start.)

Makes 6–8 servings.

Into a small saucepan, pour:

🥄 1 cup water

Bring water to a boil and add:

🥄 1/3 cup bulgur wheat

Return to a boil, then quickly cover, remove from heat, and set aside for 1 hour.

Chop and mix together in large bowl:

🥄 1 English cucumber (unpeeled)

🥄 1/2 red bell pepper

🥄 1 plum tomato

🥄 4 green onions (scallions)

🥄 1/2 cup baby spinach leaves


🥄 1 Tablespoon dried mint

🥄 1/4 cup fresh lemon juice

🥄 1/4 cup olive oil

🥄 salt and pepper to taste

Fluff bulgur wheat with a fork and then combine with vegetable mix. Adjust seasonings and serve. Refrigerate any leftovers to serve the next day.



Be sure to put this recipe in your Animal Antics recipe folder!

NOTE TO PARENT/TEACHER: Make sure children are not allergic to any of the ingredients in this recipe.

For use with the *Try This!* activity on page 32
of *Umma Ungka's Unusual Umbrella*

