







# NINA NANDU'S ACTIVITIES

## MAKE NEW FRIENDS WITH NINA NANDU!




Nina is a new student at Alpha Betty's school. Help her get to know everyone!

-  Print pages 2 and 3, with picture cards of Nina and her new classmates.
-  Cut the cards apart.

### Learning Alphabetical Order:

-  First, mix up the cards. Now put them into alphabetical order.
-  If you need help, sing the alphabet song.

### Listening for names containing the *n* sound:

-  Take out Nina's card and put it in front of you. Put all the other cards in a stack.
-  Listen while someone reads the name on each card in the stack. If the name contains an *n* sound, put that card on top of Nina's card.
-  If the name does not contain an *n* sound, put that card in another stack. How many children have names with the *n* sound? How many do not?

**EXTRA CHALLENGE:** Count ALL the student cards! How many children are in Alpha Betty's class? How many letters are in the alphabet?





For use with MAKE NEW FRIENDS WITH NINA NANDU!



**Alexander  
Anteater**



**Bobby  
Baboon**



**Corky  
Cub**



**Dilly  
Dog**



**Eddie  
Elephant**



**Frances  
Frog**



**Gertie  
Gorilla**



**Hanna  
Hippo**



**Izzy  
Impala**



**Jeremy  
Jackrabbit**



**Kylie  
Kangaroo**



**Lana  
Llama**



**Maxwell  
Moose**

For use with MAKE NEW FRIENDS WITH NINA NANDU!



**Nina  
Nandu**



**Oliver  
Otter**



**Polly  
Porcupine**



**Quentin  
Quokka**



**Rosie  
Raccoon**



**Sammy  
Skunk**



**Tessa  
Tiger**



**Umma  
Ungka**



**Victor  
Vicuna**



**Walter  
Warthog**



**Xavier  
Ox**








**Yoko  
Yak**



**Zachary  
Zebra**

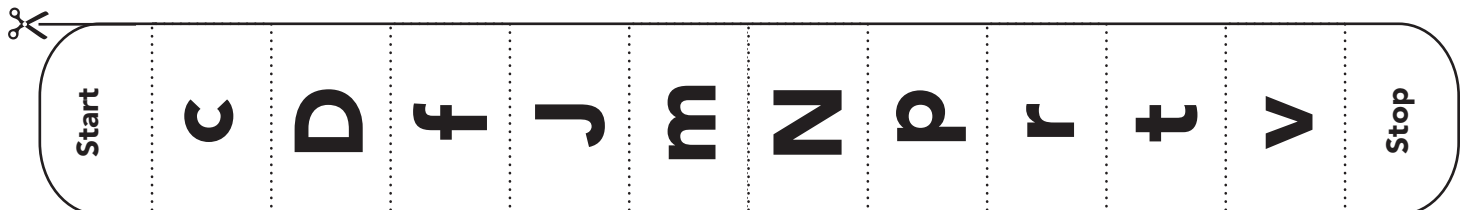


## NINA'S NIFTY SLIDER WORDS!

-  Print page 5, with the picture of Nina and her whiteboard.
-  Cut along the dotted lines at the bottom the page. Then cut out the slider strip.
-  Carefully cut along the dotted lines on Nina's whiteboard. Now hold the slider strip behind the page and insert it through the cuts.
-  Beginning with "Start," pull the strip up, one space at a time. Sound out each word you make.
-  Now pat your SMART noggin!



For use with NINA'S NIFTY SLIDER WORDS!





Hi, kids!

My Granny Nandu makes the BEST chicken 'n' noodle soup! It's good to eat, and I think it's good for my noggin, too!

Your pal,

Nina Nandu







## GRANNY NANDU'S CHICKEN 'N' NOODLE SOUP



(Remember! Ask an adult for permission and help before you start.)

(Makes 10–12 servings)

Stir-fry in a large soup pot until softened:


-  3 Tablespoons extra-virgin olive oil
-  1 onion, chopped (2 cups)
-  4 ribs celery, thinly sliced (2 cups)
-  2 carrots, thinly sliced (2 cups)

Add to soup pot:





-  2 boxes organic, free-range chicken broth (each 32 ounces)
-  3 cups water

Simmer vegetables in broth until tender, about 30–40 minutes.

Meanwhile, prepare and set aside:

-  4 cups cubed chicken meat from a skinned/boned rotisserie chicken

Add to simmering broth and vegetables:

-  the 4 cups of set-aside cubed chicken
-  1/2 cup chopped parsley
-  salt and pepper to taste
-  3 cups extra-wide egg noodles

Cook until noodles are tender, about 8–10 minutes.

Serve immediately.

Be sure to put this recipe in your Animal Antics recipe folder!

