







# FRANCES FROG'S ACTIVITIES

## LEAP, FROGGIE, LEAP!

-  Print page 2 (with 12 lily pads).
-  Cut out the lily pads. Spread them out in a path across the floor, leaving about 18 inches between the pads.
-  Squat down like a frog in front of the first lily pad.
-  Listen to an adult read the words listed in the word bank below (in order). If a word begins with an **f** sound, leap forward over one lily pad. If a word ends with an **f** sound, turn around and leap back over the last lily pad. (Do not leap ON the lily pads, only OVER them!)

Did you leap over ALL the lily pads? Good for you, Froggie!

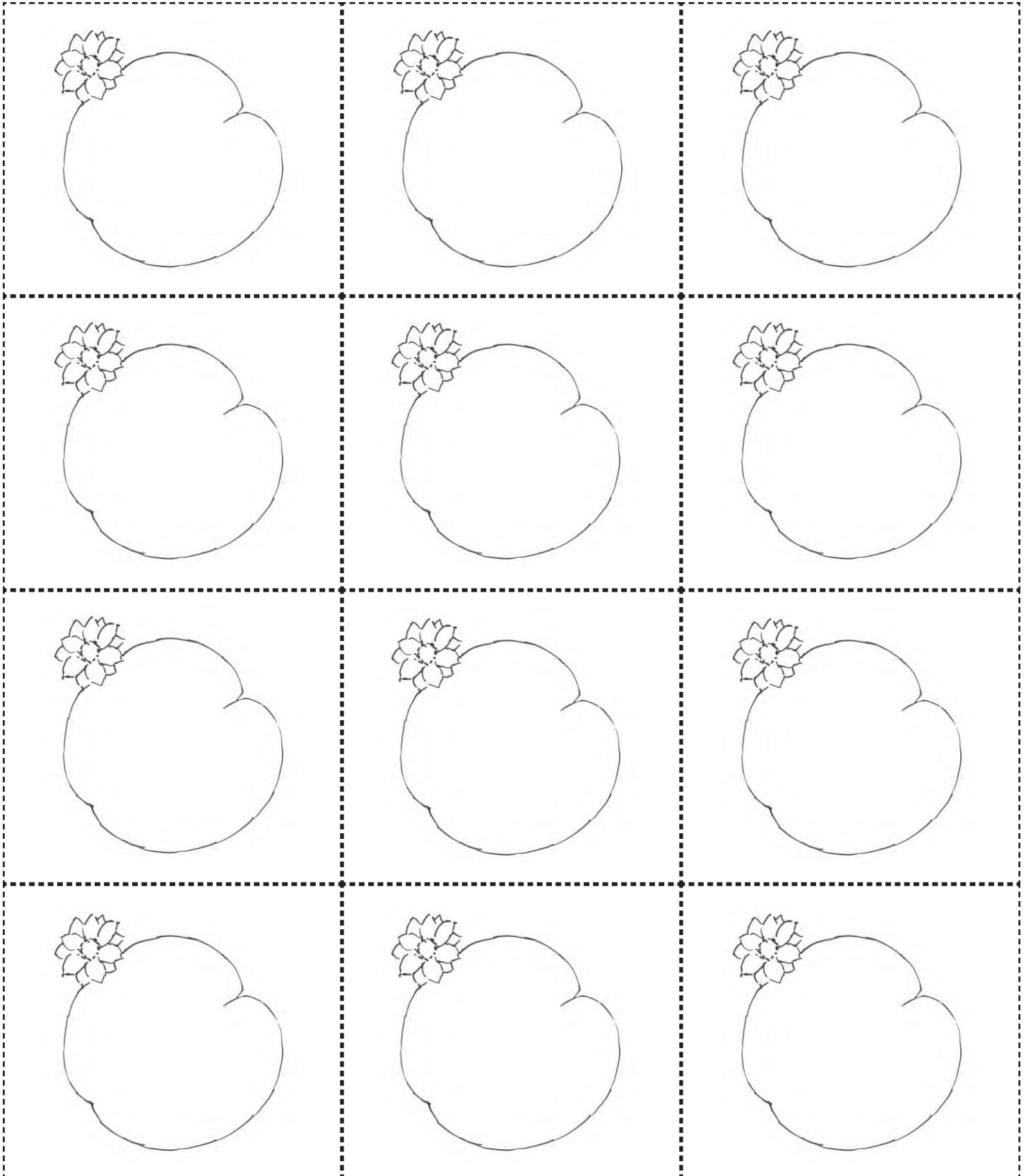


### WORD BANK

Frances Felicity first stuff frog fox foolish stiff float fix  
fast half fort fun frown cuff fish fruit forever friends







For use with LEAP, FROGGIE, LEAP! and the *Try This!* activity on page 32 of *Frances Frog's Forever Friend*






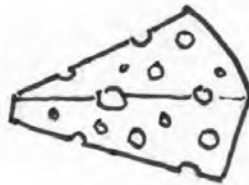
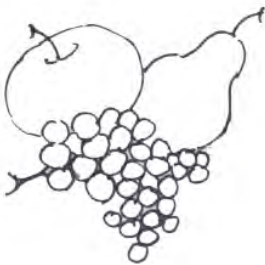
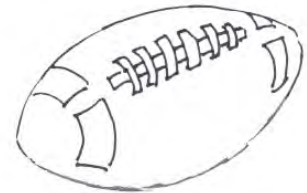

## FILL FRANCES FROG'S BASKET!

-  Print page 4. Color the pictures and cut them apart. Some pictures begin with the **f** sound. Some do not.
-  Mix up the pictures.
-  Place a “picnic basket” (any container will do) in front of you. Now say the name of each picture. Does it begin with the **f** sound? If it does, place it in the basket. If it does NOT begin with the **f** sound, set it aside.
-  When you are finished, count the pictures in the basket. Do you have eight?





For use with FILL FRANCES FROG'S BASKET!



(Pictures: frog, duck, fox, flowers, bee, football, fruit, cheese, fish, finger, tree, feet)



Hi, kids!

Here is my favorite recipe for fruit salad.  
Felicity Fox and I like to eat it for lunch or for a  
refreshing snack. It's FANTASTIC!





Your forever friend,  
Frances Frog



### Frances Frog's Fresh Fruit Salad

(Remember! Ask an adult for permission and help before you start.)



-  1 orange (peeled, divided into sections, cut into bite-sized pieces)
-  1 apple (not peeled, cored, cut into bite-sized pieces)
-  1 banana (peeled, cut into bite-sized pieces)
-  3/4 cup (6 oz.) vanilla yogurt

Mix together and serve!

(Makes 4 kid-sized servings.)

Be sure to put this recipe in your Animal Antics recipe folder!

**NOTE TO PARENT/TEACHER:** Make sure children are not allergic to any of the ingredients in this recipe.